



Funded by



Skills Funding Agency



equalitiestoolkit

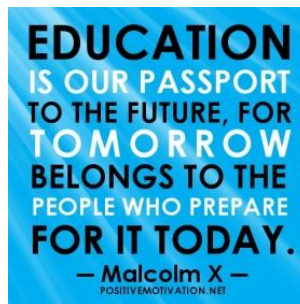
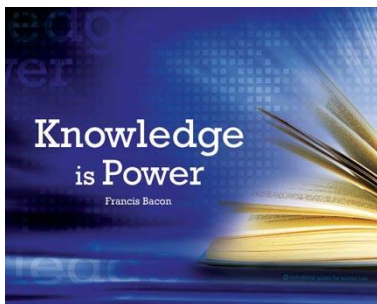
Sustaining learning from our EDIF project

My ESOL notebook Term 1

Name: _____

Group: _____

Bring this book to the class every day.



gummyads.co.uk



= I'm very happy/understand all



= I'm not sure



= I don't understand



tick one after each lesson



** My teacher keeps a copy of this page*

My starting point on the course

Name: _____

I can now

At the end of the course I would like to

My long-term goal is

These things might affect my attendance:

- I have a dictionary.
- I have a smartphone.
- I have the internet at home.
- I go to the College library to borrow books and use the internet.
- I use the internet at the local Salford City Council library.
- I borrow books from the local Salford City Council library.
- I make time to study at home.

Learner _____

Date _____

Tutor _____

**My teacher keeps a copy of this page*

Qualifications I am working towards this term:

--

Group targets

The group targets for this term are	Have I achieved this target?	When did I achieve it?
1. (Maths)		
2.		
3.		
4.		
5.		

My own targets

My targets for this term are	Have I achieved this target?	When did I achieve it?
1. (Maths)		
2.		
3.		
4.		
5.		

Learner _____

Date _____

Tutor _____

Weekly topics for this term: (ask your teacher and attach a copy below)

Week 1



Date:

Topic:

This week we celebrate/remember:

Image of the week:



Aims and Objectives – LESSON 1



Today we are learning:



Aims and Objectives – LESSON 2



Today we are learning:



Aims and Objectives – LESSON 3



Today we are learning:



Aims and Objectives – DAY of directed-study



<http://moodle.salfordcc.ac.uk>

Today we are learning:

A large rectangular area with horizontal ruling lines, intended for writing. The lines are evenly spaced and cover the majority of the page's vertical space.

Directed study diary



		Task:
What did you do? What did you learn? <hr/> <hr/> <hr/> <hr/> <hr/> <hr/> <hr/> <hr/> <hr/> <hr/> <hr/> <hr/> <hr/> <hr/> <hr/> <hr/> <hr/> <hr/> <hr/> <hr/> <hr/> <hr/> <hr/> <hr/> <hr/> <hr/>		

This will be useful at work:	ICT used this week:	Maths I am doing this week:
<hr/> <hr/> <hr/> <hr/> <hr/> <hr/> <hr/> <hr/>	<hr/> <hr/> <hr/> <hr/> <hr/> <hr/> <hr/> <hr/>	<hr/> <hr/> <hr/> <hr/> <hr/> <hr/> <hr/> <hr/>

Week 2



Date:

Topic:

This week we celebrate/remember:

Image of the week:



Aims and Objectives – LESSON 1



Today we are learning:



Aims and Objectives – LESSON 2



Today we are learning:



Aims and Objectives – LESSON 3



Today we are learning:



Aims and Objectives – DAY of directed-study



<http://moodle.salfordcc.ac.uk>

Today we are learning:



My notes

A large rectangular area containing 30 horizontal grey lines for taking notes.

New words

A vertical rectangular area on the right side of the page, containing 25 horizontal blue lines for listing new words.

A large rectangular area with horizontal ruling lines, intended for writing. The lines are evenly spaced and cover the majority of the page's vertical space.

Directed study diary

		Task:
---	---	--------------

What did you do? What did you learn?

This will be useful at work:	ICT used this week:	Maths I am doing this week:
<hr/> <hr/> <hr/> <hr/> <hr/> <hr/> <hr/> <hr/> <hr/> <hr/>	<hr/> <hr/> <hr/> <hr/> <hr/> <hr/> <hr/> <hr/> <hr/> <hr/>	<hr/> <hr/> <hr/> <hr/> <hr/> <hr/> <hr/> <hr/> <hr/> <hr/>

Week 3



Date:

Topic:

This week we celebrate/remember:

Image of the week:



Aims and Objectives – LESSON 1



Today we are learning:



Aims and Objectives – LESSON 2



Today we are learning:



Aims and Objectives – LESSON 3



Today we are learning:



Aims and Objectives – DAY of directed-study





<http://moodle.salfordcc.ac.uk>

Today we are learning:

A large rectangular area with horizontal ruling lines, intended for writing. The lines are evenly spaced and cover the majority of the page's vertical space.

Directed study diary



		Task:
---	---	--------------

What did you do? What did you learn?

This will be useful at work:	ICT used this week:	Maths I am doing this week:
<p>_____</p> <p>_____</p> <p>_____</p> <p>_____</p> <p>_____</p> <p>_____</p>	<p>_____</p> <p>_____</p> <p>_____</p> <p>_____</p> <p>_____</p> <p>_____</p>	<p>_____</p> <p>_____</p> <p>_____</p> <p>_____</p> <p>_____</p> <p>_____</p>

Week 4



Date:


Topic:


This week we celebrate/remember:

Image of the week:

 **Aims and Objectives – LESSON 1** 😊 😐 😞
Today we are learning:

 **Aims and Objectives – LESSON 2** 😊 😐 😞
Today we are learning:

 **Aims and Objectives – LESSON 3** 😊 😐 😞
Today we are learning:

 **Aims and Objectives – DAY of directed-study** 😊 😐 😞
<http://moodle.salfordcc.ac.uk>
Today we are learning:

A large rectangular area with horizontal ruling lines, intended for writing. The lines are evenly spaced and cover the majority of the page's vertical space.

Directed study diary



		Task:
---	---	--------------

What did you do? What did you learn?

This will be useful at work:	ICT used this week:	Maths I am doing this week:
<hr/> <hr/> <hr/> <hr/> <hr/> <hr/> <hr/> <hr/> <hr/> <hr/>	<hr/> <hr/> <hr/> <hr/> <hr/> <hr/> <hr/> <hr/> <hr/> <hr/>	<hr/> <hr/> <hr/> <hr/> <hr/> <hr/> <hr/> <hr/> <hr/> <hr/>

Week 5



Date:

Topic:

This week we celebrate/remember:

Image of the week:



Aims and Objectives – LESSON 1



Today we are learning:



Aims and Objectives – LESSON 2



Today we are learning:



Aims and Objectives – LESSON 3



Today we are learning:



Aims and Objectives – DAY of directed-study



<http://moodle.salfordcc.ac.uk>

Today we are learning:

A large rectangular area with horizontal ruling lines, intended for writing. The lines are evenly spaced and cover most of the page's width and height.

Directed study diary



		<p>Task:</p> <p>What did you do? What did you learn?</p> <hr/> <hr/> <hr/> <hr/> <hr/> <hr/> <hr/> <hr/> <hr/> <hr/> <hr/> <hr/> <hr/> <hr/> <hr/> <hr/> <hr/> <hr/> <hr/> <hr/> <hr/> <hr/> <hr/> <hr/>
---	---	---

This will be useful at work:	ICT used this week:	Maths I am doing this week:
<hr/> <hr/> <hr/> <hr/> <hr/> <hr/> <hr/> <hr/>	<hr/> <hr/> <hr/> <hr/> <hr/> <hr/> <hr/> <hr/>	<hr/> <hr/> <hr/> <hr/> <hr/> <hr/> <hr/> <hr/>

Week 6



Date:

Topic:

This week we celebrate/remember:

Image of the week:



Aims and Objectives – LESSON 1



Today we are learning:



Aims and Objectives – LESSON 2



Today we are learning:



Aims and Objectives – LESSON 3



Today we are learning:



Aims and Objectives – DAY of directed-study



<http://moodle.salfordcc.ac.uk>

Today we are learning:




My notes

A large rectangular area with 30 horizontal grey lines for taking notes.	<p>New words</p> <p>A column with 15 horizontal blue lines for writing new words.</p>
--	--

A large rectangular area with horizontal ruling lines, intended for writing. The lines are evenly spaced and cover most of the page's width and height.

Directed study diary



		Task:
---	--	--------------

What did you do? What did you learn?

Lined area for writing answers to the question above.

This will be useful at work:	ICT used this week:	Maths I am doing this week:
<hr/> <hr/> <hr/> <hr/> <hr/> <hr/> <hr/> <hr/> <hr/>	<hr/> <hr/> <hr/> <hr/> <hr/> <hr/> <hr/> <hr/> <hr/>	<hr/> <hr/> <hr/> <hr/> <hr/> <hr/> <hr/> <hr/> <hr/>

Week 7



Date:

Topic:

This week we celebrate/remember:

Image of the week:



Aims and Objectives – LESSON 1



Today we are learning:



Aims and Objectives – LESSON 2



Today we are learning:



Aims and Objectives – LESSON 3



Today we are learning:



Aims and Objectives – DAY of directed-study



<http://moodle.salfordcc.ac.uk>

Today we are learning:

A large rectangular area with horizontal ruling lines, intended for writing. The lines are evenly spaced and cover the majority of the page's vertical space.

Directed study diary



Task:

What did you do? What did you learn?

Lined area for writing responses.

This will be useful at work:	ICT used this week:	Maths I am doing this week:
<hr/> <hr/> <hr/> <hr/> <hr/> <hr/> <hr/> <hr/>	<hr/> <hr/> <hr/> <hr/> <hr/> <hr/> <hr/> <hr/>	<hr/> <hr/> <hr/> <hr/> <hr/> <hr/> <hr/> <hr/>

Half-term tutorial review

**My teacher keeps a copy of this page*

Name: _____

My progress in this half term

Have we achieved some group targets?

Have I achieved some of my own targets?

Feedback on progress from my tutor

Changes to targets. Support needed.

Learner _____

Date _____

Tutor _____

Week 8



Date:

Topic:

This week we celebrate/remember:

Image of the week:



Aims and Objectives – LESSON 1



Today we are learning:



Aims and Objectives – LESSON 2



Today we are learning:



Aims and Objectives – LESSON 3



Today we are learning:



Aims and Objectives – DAY of directed-study



<http://moodle.salfordcc.ac.uk>

Today we are learning:

A large rectangular area with horizontal ruling lines, intended for writing. The lines are evenly spaced and cover the majority of the page's vertical space.

Week 9



Date:

Topic:

This week we celebrate/remember:

Image of the week:



Aims and Objectives – LESSON 1



Today we are learning:



Aims and Objectives – LESSON 2



Today we are learning:



Aims and Objectives – LESSON 3



Today we are learning:



Aims and Objectives – DAY of directed-study



<http://moodle.salfordcc.ac.uk>

Today we are learning:

A large rectangular area with horizontal ruling lines, intended for writing. The lines are evenly spaced and cover the majority of the page's vertical space.

Week 10



Date:

Topic:

This week we celebrate/remember:

Image of the week:



Aims and Objectives – LESSON 1



Today we are learning:



Aims and Objectives – LESSON 2



Today we are learning:



Aims and Objectives – LESSON 3



Today we are learning:



Aims and Objectives – DAY of directed-study




<http://moodle.salfordcc.ac.uk>

Today we are learning:

A large rectangular area with horizontal ruling lines, intended for writing. The lines are evenly spaced and cover the majority of the page's width and height.

Directed study diary



		Task:
---	---	--------------

What did you do? What did you learn?

Lined writing area for the study diary.

This will be useful at work:	ICT used this week:	Maths I am doing this week:
<hr/> <hr/> <hr/> <hr/> <hr/> <hr/> <hr/> <hr/>	<hr/> <hr/> <hr/> <hr/> <hr/> <hr/> <hr/> <hr/>	<hr/> <hr/> <hr/> <hr/> <hr/> <hr/> <hr/> <hr/>

Week 11



Date:

Topic:

This week we celebrate/remember:

Image of the week:



Aims and Objectives – LESSON 1



Today we are learning:



Aims and Objectives – LESSON 2



Today we are learning:



Aims and Objectives – LESSON 3



Today we are learning:



Aims and Objectives – DAY of directed-study



<http://moodle.salfordcc.ac.uk>

Today we are learning:

A large rectangular area with horizontal ruling lines, intended for writing. The lines are evenly spaced and cover most of the page's width and height.

Week 12



Date:

Topic:

This week we celebrate/remember:

Image of the week:



Aims and Objectives – LESSON 1



Today we are learning:



Aims and Objectives – LESSON 2



Today we are learning:



Aims and Objectives – LESSON 3



Today we are learning:



Aims and Objectives – DAY of directed-study



<http://moodle.salfordcc.ac.uk>

Today we are learning:

A large rectangular area with horizontal ruling lines, intended for writing. The lines are evenly spaced and cover the majority of the page's vertical space.

Week 13



Date:

Topic:

This week we celebrate/remember:

Image of the week:



Aims and Objectives – LESSON 1



Today we are learning:



Aims and Objectives – LESSON 2



Today we are learning:



Aims and Objectives – LESSON 3



Today we are learning:



Aims and Objectives – DAY of directed-study



<http://moodle.salfordcc.ac.uk>

Today we are learning:

A large rectangular area with horizontal ruling lines, intended for writing. The lines are evenly spaced and cover the majority of the page's vertical space.

Week 14



Date:

Topic:

This week we celebrate/remember:

Image of the week:



Aims and Objectives – LESSON 1



Today we are learning:



Aims and Objectives – LESSON 2



Today we are learning:



Aims and Objectives – LESSON 3



Today we are learning:



Aims and Objectives – DAY of directed-study



<http://moodle.salfordcc.ac.uk>

Today we are learning:

A large rectangular area with horizontal ruling lines, intended for writing. The lines are evenly spaced and cover the majority of the page's vertical space.

End-of-term review

**My teacher keeps a copy of this page*

Name: _____

My progress in this half term

Have we achieved all the group targets?

Have I achieved all of my own targets?

Feedback on progress from my tutor

Focus for next term

Learner _____

Date _____

Tutor _____